

HSF

TECHNICAL SPECS:


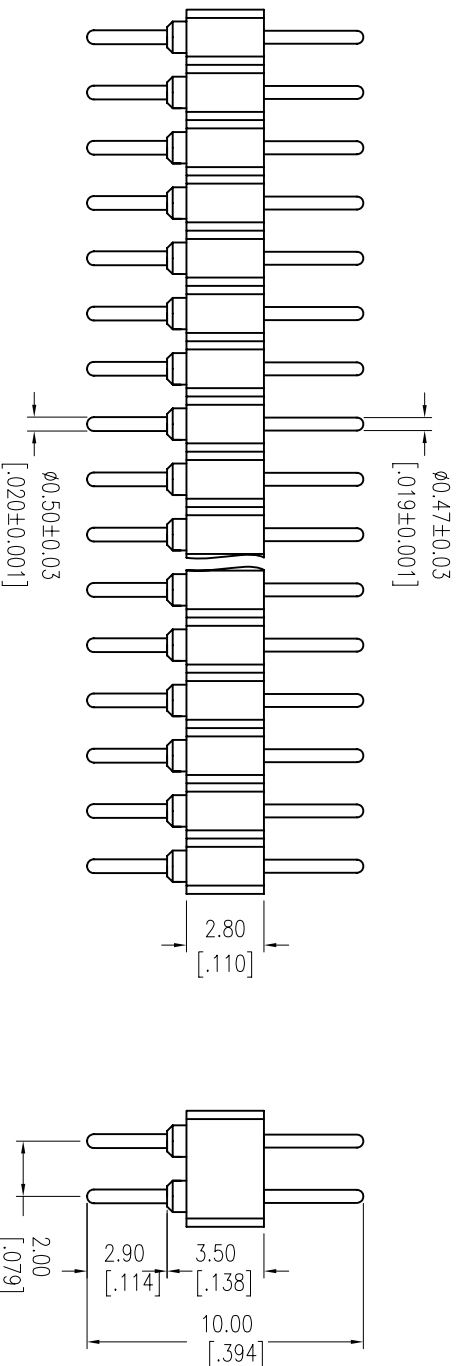
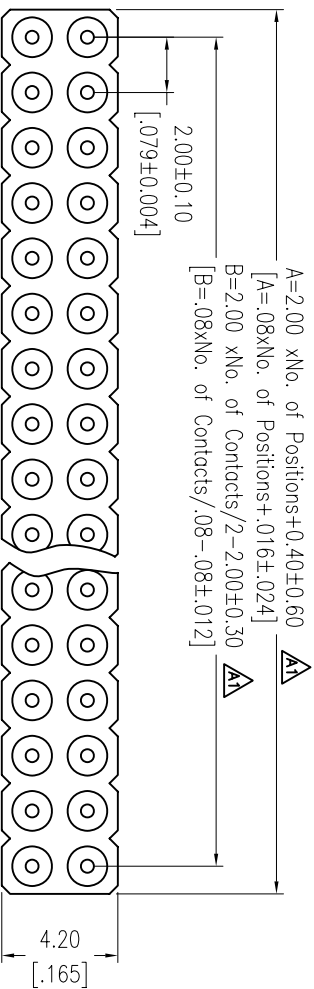
Current Rating: 3.0AMP
 Contact Resistance: 10mΩ Max
 Dielectric Strength: Min 1000Vrms
 Mechanical Life: Min 500 cycles
 Operation Temperature: -40°C to +105°C

Sleeve: Brass CuZn36Pb3(C36000)
 Connecting Pin: Ø0.47mm
 Contact plating: Au or Sn over Ni
 Insulator Material: PPS+30%G.F.(UL94V-0)

Ordering Information

3512-282 XX S XX 100 X 1

No. of Pin: 2-40PIN
 Contact Plating:
 G0=Gold Flash
 G3=10µ"Gold
 G4=15µ"Gold
 G5=30µ"Gold
 SN=Tim
 Packing:
 A=Tray
 T=Tube



Recommended P.C.B Layout (Top Side)
 (PCB BOARD TOLERANCE ± 0.05)

REV	DATE	MODIFICATION DESCRIPTION	OPERATION		DRAW	DATE	SCALE	FIT	PART NO.
			XX	±0.40					
A1	11/12/30	Modify drawing	X.XX	±0.25	CHECK	DATE	SIZE	A4	TITLE: 2.00mm MACHINED PIN HEADER DIAL ROW 180° H=2.80 L=10.0
A0	09/02/26	NEW	X.XXX	±0.15	APPROVE	DATE	SHEET	1/1	
CHANGE			Angle	± 3°			PROJ.		Customer NO.