


B1S Thru B10S

High Current Glass Passivated Molding Single-Phase Bridge Rectifier

Reverse Voltage 100 to 1000V Forward Current 0.5 A

FEATURES

- Plastic Package has Underwriters Laboratory Flammability Classification 94V-0
- High current capacity with small package
- Glass passivated chip junctions
- Superior thermal conductivity
- High IFSM



1. Maximum & Thermal Characteristics Ratings at 25°C ambient temperature unless otherwise specified.

Parameter Symbol	Symbol	B1S	B2S	B4S	B6S	B8S	B10S	Unit
Maximum repetitive voltage	VRRM	100	200	400	600	800	1000	V
Maximum RMS Voltage	VRMS	70	140	280	420	560	700	V
Maximum DC Blocking Voltage	VDC	100	200	400	600	800	1000	V
Maximum DC reverse current TA=25 °C	IR	5						µA
at rated DC blocking voltage TA=125°C		500						
Average rectified forward current 60Hz Sine wave Resistance load with Ta=55°C	Io	0.5						A
Peak forward surge current 8.3ms single half sine-wave superimposed on rated load	IFSM	30						A
Rating of fusing (t<8.3ms)	I ² t	5						A ² sec
Max instantaneous forward voltage at 0.5A	VF	1.05						V
Thermal Resistance								
Between junction and ambient	R _{θJ-A}	90						°C/W
Between junction and lead	R _{θJ-L}	40						
Operating junction temperature	TJ	-55~150						°C
Storage temperature	Tstg	-55~150						°C

B1S Thru B10S

2. Ratings and Characteristic Curves (TA = 25°C unless otherwise noted)

Fig. 1 Derating Curve

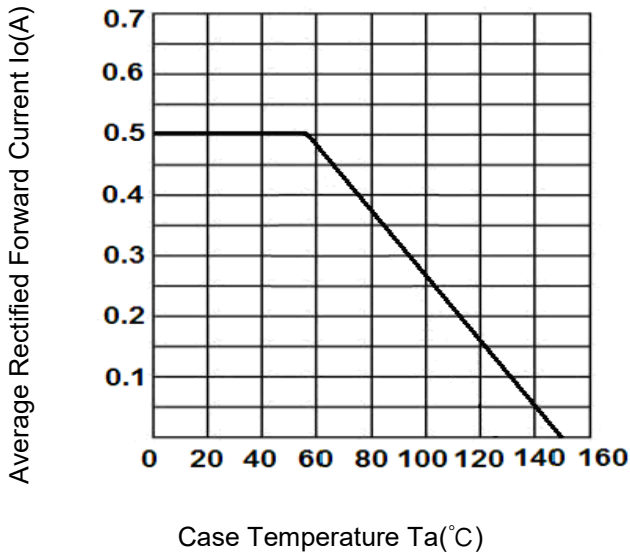


Fig.2 Typical Reverse Characteristics

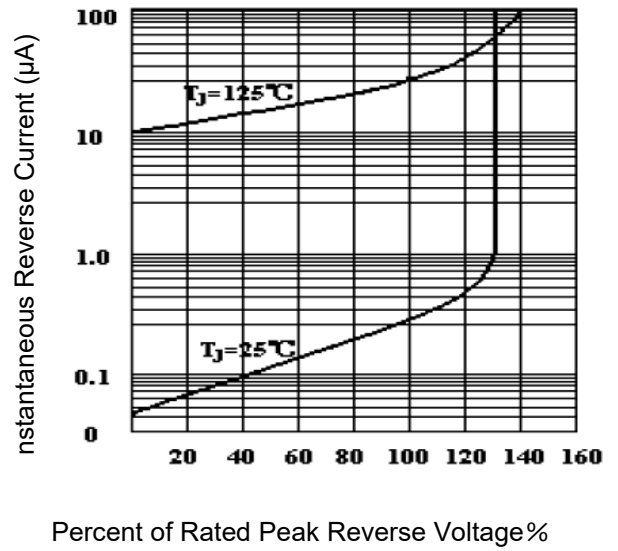


Fig.3 Forward Voltage

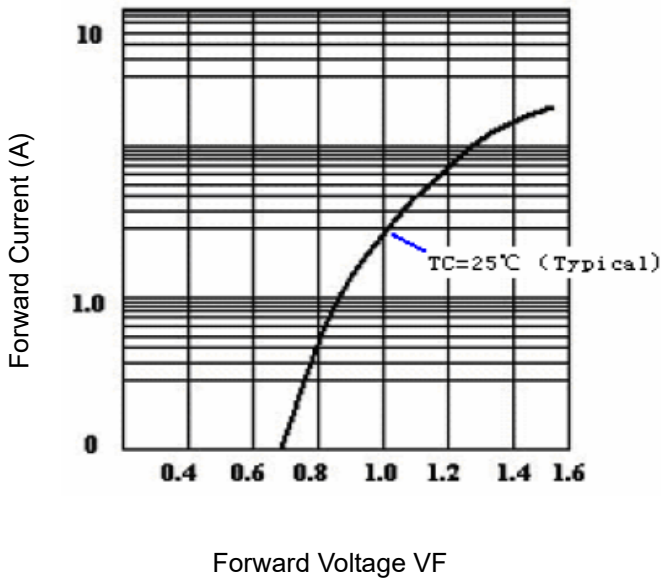
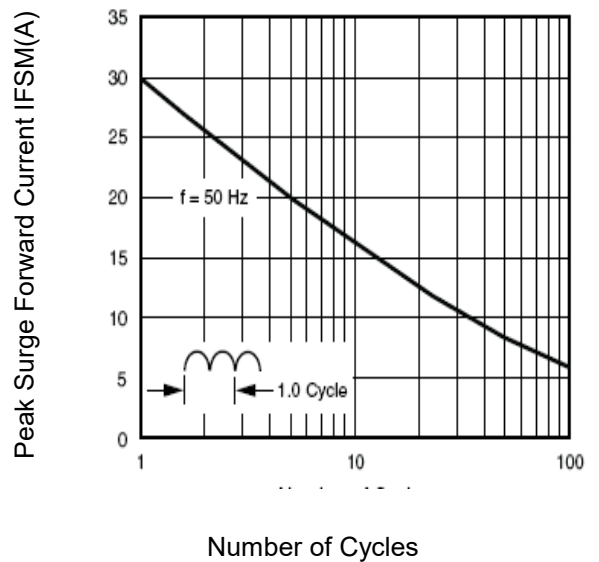
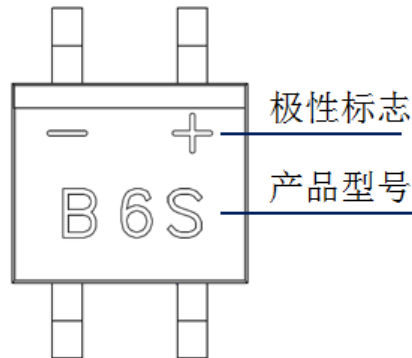


Fig.4 Peak Surge Forward Capability



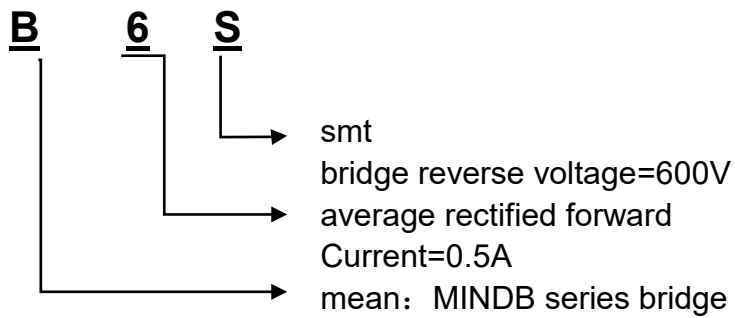
B1S Thru B10S

3. Marking Identification

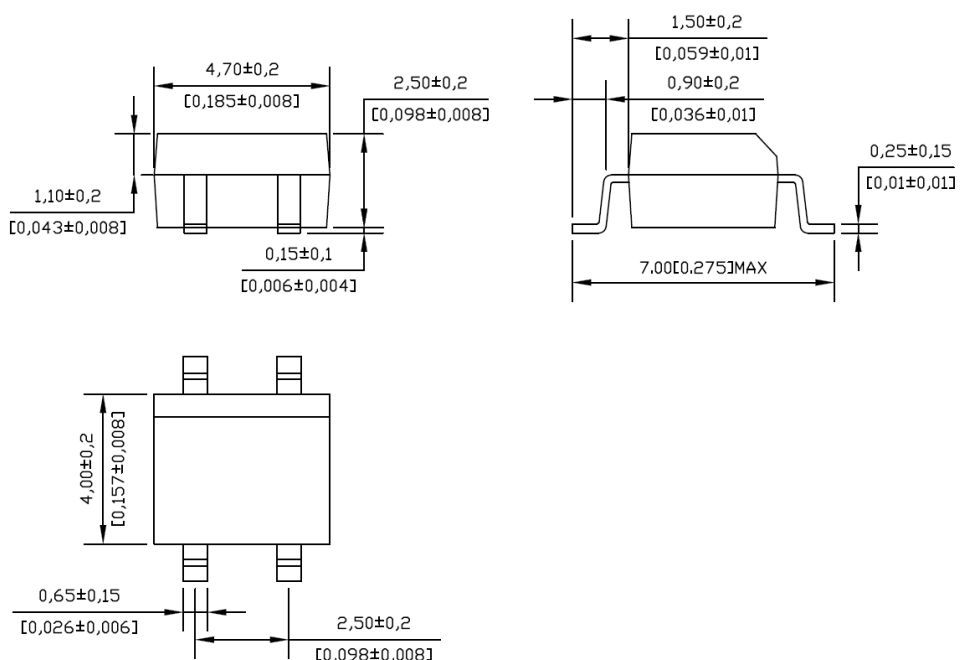


Note:

型号:

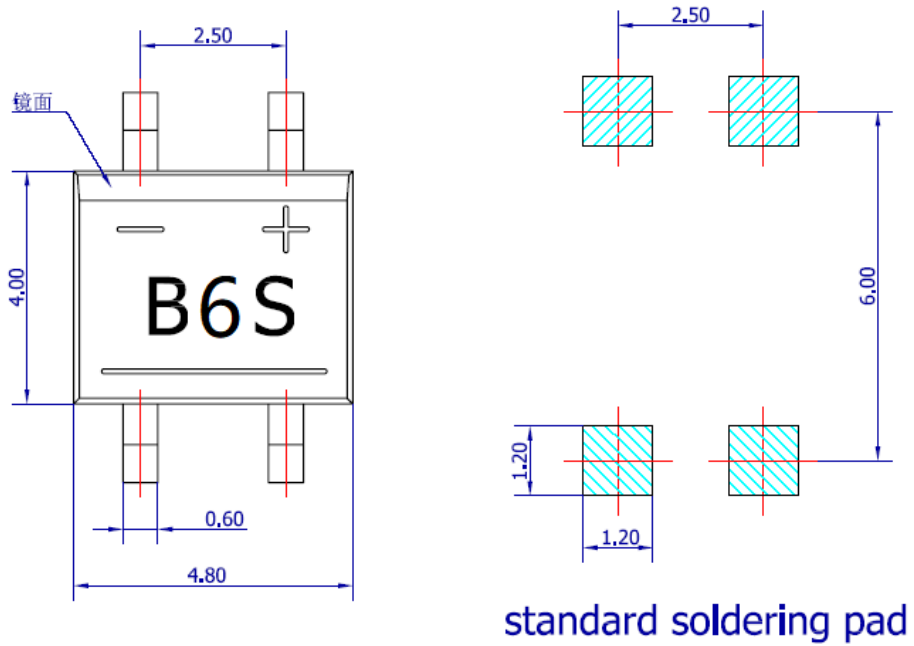


4. Dimension(Unit: inch/mm)



B1S Thru B10S

5. Standard Soldering Pad (Unit: mm)



6. Update Record

版次	更新记录	更新作者	更新日期
1	初版发行	王锋	2016-9-9
2	标题处的正向电流由1.0A改为0.5A	陈帅	2021-3-26